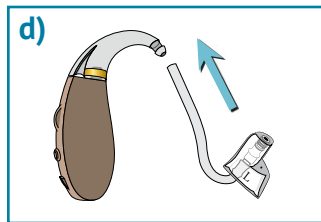
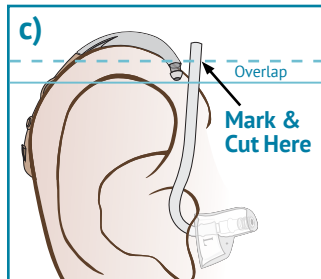
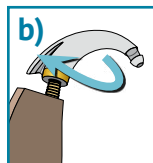
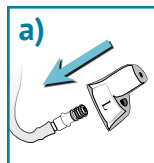


## Using High Volume Kit (Optional)

- a) Attach *ComfortTIP* to *13PLUS* Tube.
- b) Twist Earhook clockwise onto **AIR** Body.
- c) Insert *ComfortTIP* with *13PLUS* Tube attached into ear canal. Place **AIR** Body behind ear so Earhook rests on top of ear. Mark a line on Tube ABOVE bottom of Earhook. Cut Tube at marked line.
- d) Push cut end of *13PLUS* Tube onto Earhook until it slides OVER the end of Earhook.



*The High Volume Kit  
assembled*

